ApexOne
INVESTMENT PARTNERS

Growth and Income Fund II

Investing in Student Housing and Multifamily Communities

PRIVATE & CONFIDENTIAL

Past Performance is Not Indicative of Future Results.

See Important Disclosure and Disclaimers On Pages 2, 14 and 15.

Photographs and properties depicted in this brochure may not reflect actual investments of Fund II, but are representative of properties Fund II seeks to acquire.

DISCLAIMER

This is neither an offer to sell nor a solicitation of an offer to buy the units in the company. An offering may be made only by means of the Private Placement Memorandum (PPM). When this sales literature is provided to an accredited prospective investor, it must be accompanied or preceded by that PPM and read in conjunction therewith to fully understand the implications and risks of the securities to which it relates.

An investment in the Company's units is illiquid and involves significant risks and therefore is suitable only for those persons who understand those risks and the consequences of their investment and who are able to bear the risk of loss of their entire investment. See the "Risk Factors" section of the PPM for a discussion of the material risks that should be considered before an investment in the units is made.

This document contains preliminary, limited information regarding ApexOne Growth & Income Funds I & II (the "Fund") and is subject to change. It is not an offer to sell or the solicitation of an offer to purchase any security, investment product or advisory service. Any such offer or solicitation may only be made my means of a current Private Placement Memorandum provided by Apex One Investment Partners, LLC. Descriptions of prior performance in this document should not be regarded as representations of future performance by the Fund. Past performance is not indicative of future fund performance. Certain of the statements in the document consist of, or contain, forward-looking statements. Those statements include reference to the Fund's investment objectives, targeted return, targeted cash flow, investment strategy, anticipated or estimated performance and risk management, as well as statements containing words such as expects or expected, projected, estimated, believe of belief. Forward-looking statements are inherently speculative and should not be relied upon in making an investment. There can be no assurance that the results reflected in any such anticipated or estimated summaries of performance, targeted returns or targeted cash flows will be realized by the Fund. Actual Fund results will vary from the estimates of performance and targets contained herein, and those variations may be material. Furthermore, the Fund may not be able to achieve its investment objectives due to various risks. This document is not intended to provide legal, business or financial advice. Please consult your applicable professional for such advice.

ApexOne Growth & Income Fund I, LP (the Partnership) was organized as a Delaware limited partnership in October 2013 and commenced operations on November 1, 2013. The Partnership's investment objective is to achieve attractive risk adjusted returns through investments in student housing and multifamily residential properties in growth markets throughout the United States. The Partnership is an Investment Company that follows the accounting and reporting guidance of the Financial Services Accounting Standards Board (FASB) Accounting Standards Codification (the Codification) *Topic 946 – Financial Services- Investment Companies*.

AXIOMetrics Inc., has been retained by ApexOne Investment Partners to provide independent market research and economic data to the Sponsor. **AXIOMetrics** is not a cosponsor or sponsor of the Fund nor are they providing any endorsement or guaranty of any of the returns projected in this Investment Summary. **AXIOMetrics** is the leading provider of apartment and student housing data, their database covers 450 markets, 160 schools and more than 1,200 sub-markets across the United States.

Why Real Estate?

- **Diversification.** Real estate investments are considered a non-correlated alternative asset class and their valuation tends to exhibit a generally lower level of short-term volatility than other alternative assets.
- **Cash Flow & Appreciation.** Stabilized real estate generally benefits from regular and predictable cash flow.
- **Low Interest Rates.** Historically low interest rates may allow real estate to generate higher cash flows.
- **Income Tax Treatment.** Ordinary income can be minimized through the use of an accelerated depreciation strategy that may generate passive losses.
- **Hedge Against Inflation.** Rents, land values and replacement costs typically move upward with inflation.
- **Multiple Exit Strategies.** Real estate assets can be disposed of through individual or portfolio liquidations, asset refinancing, mergers, or a "roll up" through a portfolio capitalization.

Why ApexOne Investment Partners?

- ApexOne Investment Partners, LLC (ApexOne) is a dedicated real estate investment firm that specializes in multifamily and student housing properties.
- ApexOne is headquartered in Houston with additional offices in Chicago, West Palm Beach and Phoenix.
- The ApexOne senior partners have more than 130 years and $10B of combined multifamily and other real estate sector expertise; the partners were former executives with JMB Realty, Heitman, Trammel Crow, PM Realty Group, Adams LaSalle, Hendricks & Partners, and JPI.
- ApexOne, directly and along with a series of institutional and private equity partners, have purchased more than 25 assets nationwide since 2011. Joint Venture partners have included Balfour Beatty, Crow Holdings, Behringer/Harvard, Hudson Capital Partners, Rockstreet Partners and First Capital Advisors.
- ApexOne's diverse experience has included advising, purchasing and joint venturing across a portfolio of Class A, Class B and Class C properties specific to the multifamily and student housing segments.

Why Now May Be a Good Time to Invest in Student Housing and Multifamily Assets

- **Returns.** On a risk adjusted basis, multifamily assets (including student housing) are historically more favorable than other real estate sectors. A typically non-correlated asset, apartments rarely experience the volatility of other property types.
- **NOI Growth.** According to AXIOMetrics, multifamily was the only asset class demonstrating NOI growth over the past two years. At year-end 2015, NOI Growth in apartments exceeded 10% and was still growing while other asset classes were in decline (office 4.5%, industrial 3.9%, and retail 2.5%).

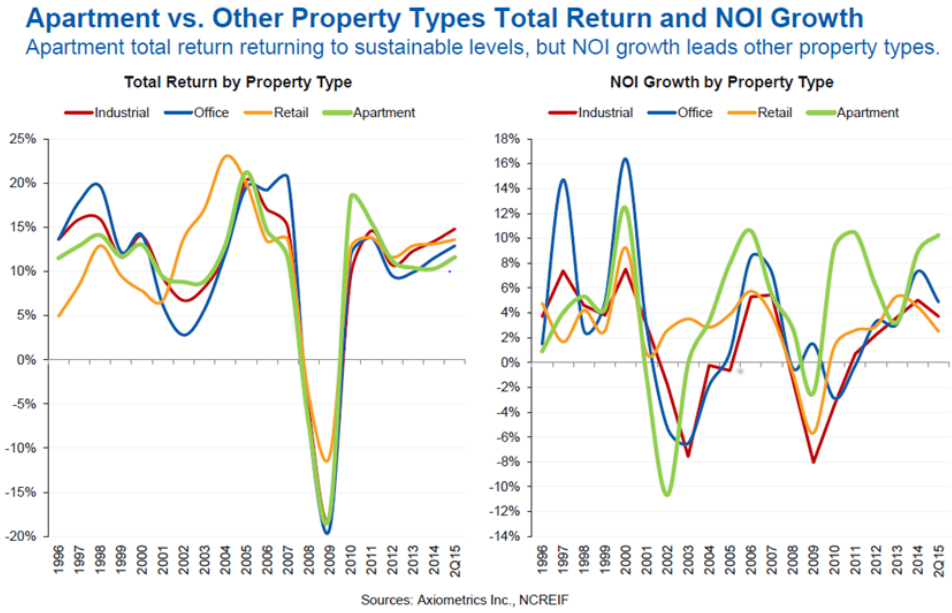

- **Increasing Demand.** The number of renters by choice and renters by necessity is increasing. Enrollment at colleges and universities throughout the country has remained strong resulting in record occupancy levels in both on- and off-campus student housing facilities.
- **Occupancy.** Over the next four years, occupancy is projected to hover around 94.5% and 96.0% respectively in market rate multifamily and student housing.
- **Rent Growth.** Nationwide, rents continue to grow as a result of higher occupancy levels and fewer alternatives to renting.
- **Supply.** New supply is projected to average approximately 325,000 units per year over the next four years with absorption being at or near that number.
- **Favorable Financing.** Apartment and student housing communities continue to enjoy the most favorable financing terms of any of the commercial real estate sectors.

What is Driving Multifamily Demand?

Demographic Trends. The population groups which have the most impact on the multifamily industry are the 20-34 (Millennials) and 50-64 (Baby Boomers) age groups. Approximately *5,000,000 people per year* will turn 21 years of age over the next 15 years. In other words, approximately *13,700 people per day* will enter the primary renter group. Also, Baby Boomers are now the second fastest growing renter group as they sell their homes and rent.

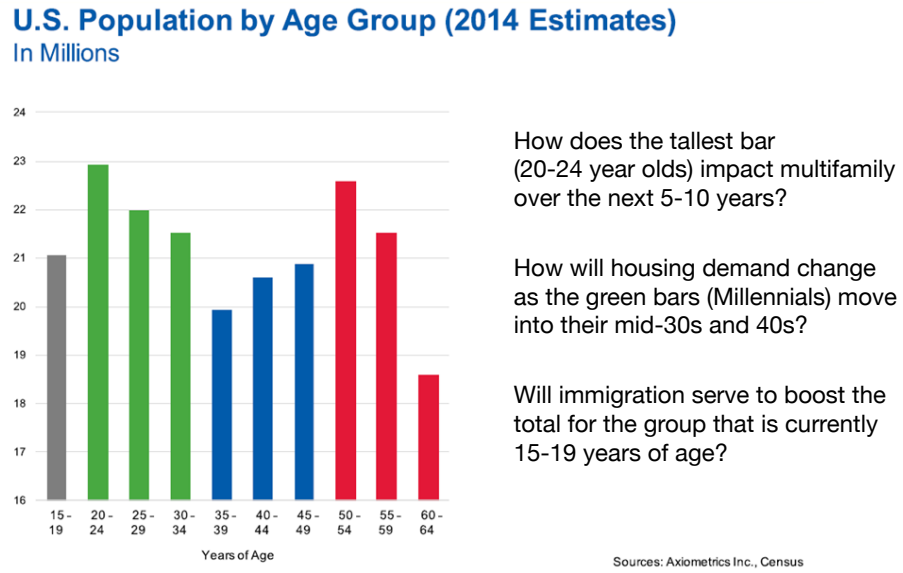

Home Ownership. In 2005, the home ownership rate reached one of its highest levels in history when it hit approximately 69%. By 2015, the home ownership rate had dropped to 63.8%. The home ownership rate from 1990 through the third quarter of 2015 averaged approximately 66.2% and projections are for it to not reach that rate again in the foreseeable future. Among Millennials, the home ownership rate has dropped from 39.8% in 2009 to 34.2% in 2016.

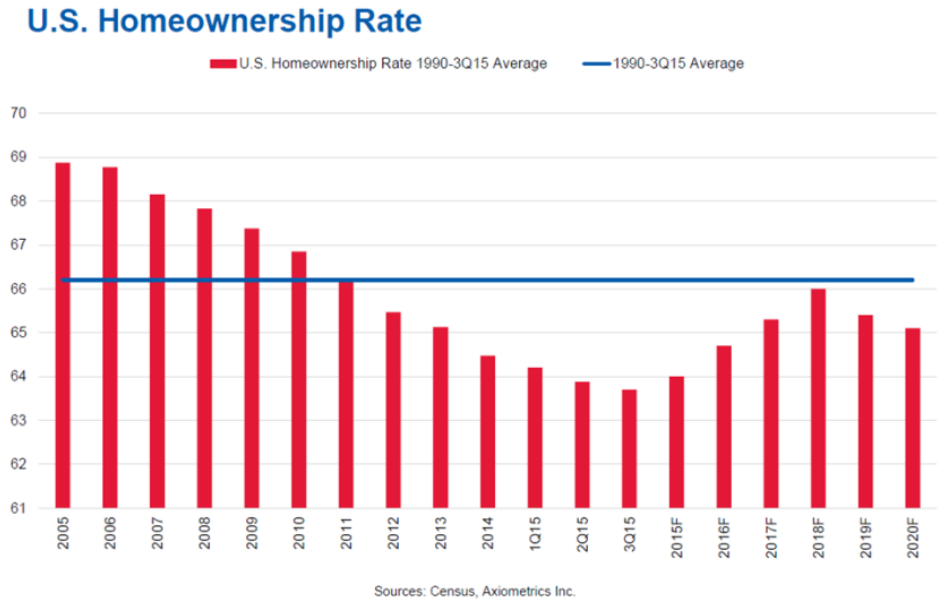

Job Growth and Occupancy. Job growth is the primary economic driver impacting demand, occupancy, rent growth and new supply in the multifamily sector. As shown below, over the next five years, job growth is forecast to hover between 1.5% and 2.0%. As a result, occupancy is projected to remain between 94.5% and 95.5% through 2020.

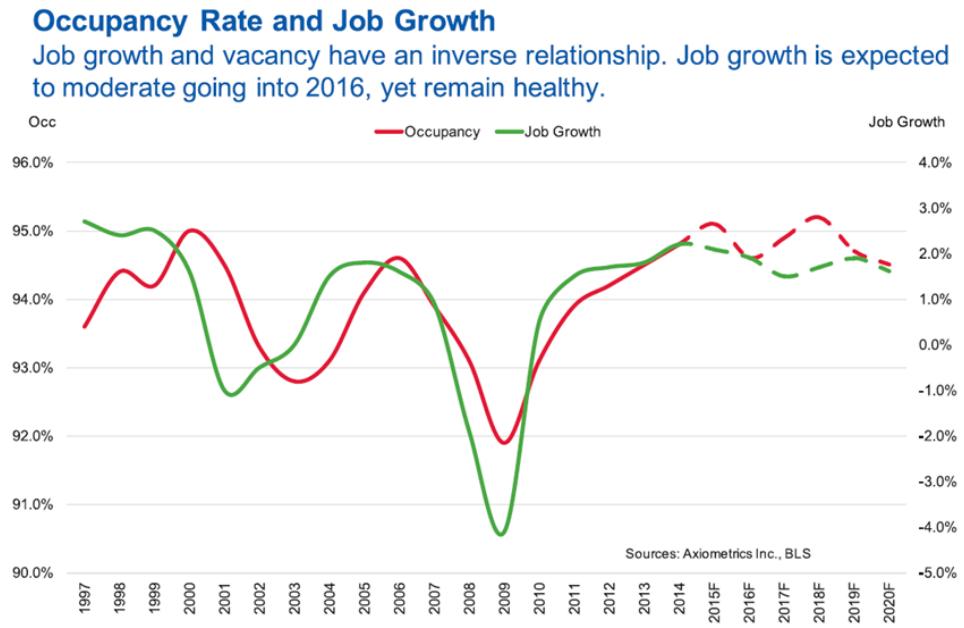

Job Growth and Rent Growth. Job growth has also been highly correlated to rent growth as shown below. AXIOMetrics, Inc. (AXIOMetrics), a leading apartment and student housing research firm, projects job growth to hover between 1.5% and 2.0%. Correspondingly, rent growth is projected to move between 2.75% and 4.0% over the next five years.

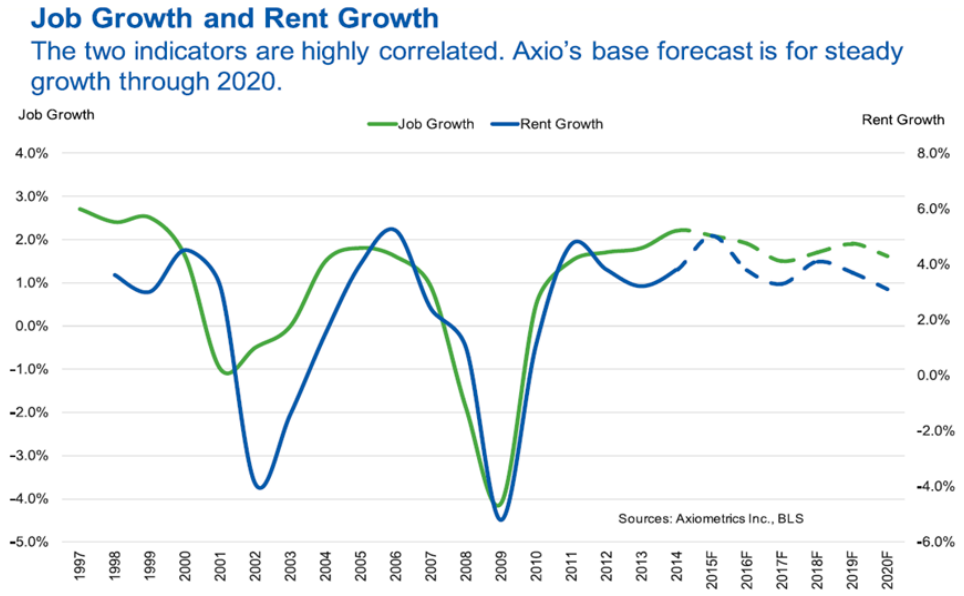

Supply. AXIOMetrics forecast that approximately 380,000 new multifamily units may be delivered nationwide in 2016. The net new supply would be approximately 280,000 for 2016. The "net" number reflects gross units developed less the approximate 75,000 to 125,000 units that are removed from the market each year due to obsolescence or disasters. **In the majority of markets, demand is exceeding existing inventory and new supply.**

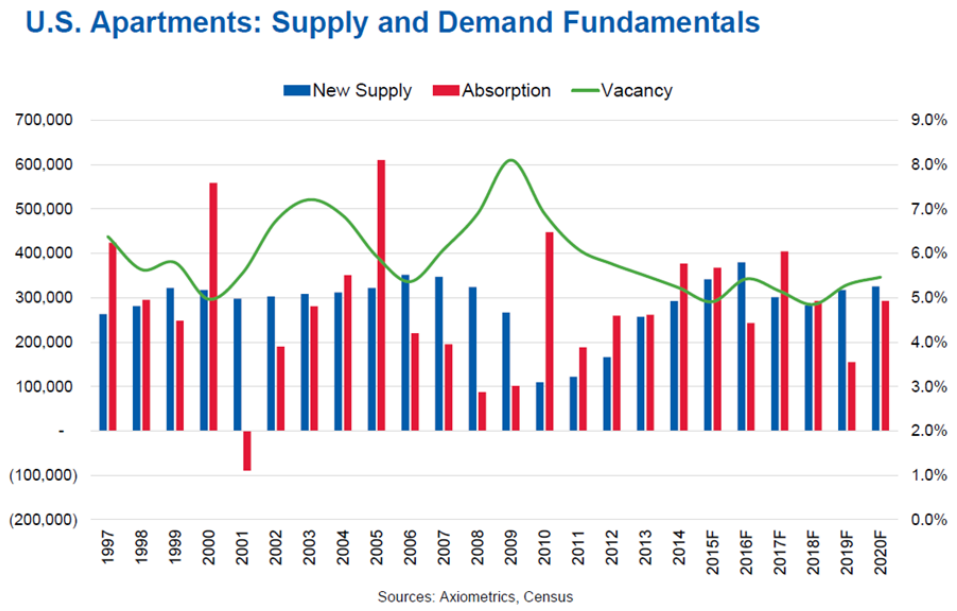

Summary of Market Rate Multifamily Fundamentals

AXIOMetrics is projecting the following for the period 2016-2020:

- Annual Rent Growth: 3.6%
- Average Occupancy Rates: 94.9%
- Average Effective Rent Growth: 3.7%
- Delivery of approximately 325,000 units per year
- Absorption of approximately 280,000 units per year

Dr. Peter Linneman, Chairman of the Wharton Real Estate Program and one of the thought leaders in the real estate industry summed up the various economic and demographic indicators when he made the following observation at the 2014 Real Estate & Trends Conference sponsored by the Bergstrom Center for Real Estate Studies at the University of Florida. Dr. Linneman stated, "Looking back to 2002 at the number of apartment units developed and then forward, considering the number of units planned for development, there is an ongoing ***shortage of 1,000,000 cumulative multifamily starts*** and replacing them will be necessary to bring the multifamily market back into equilibrium."

What is Driving Student Housing Demand?

Increasing Enrollment. Over the next 15 years, approximately 3,000,000 students per year will graduate from high school according to the Bureau of Labor Statistics, and approximately 68.4% (or over 2,000,000) will attend colleges or universities. There is also a significant and increasing demand from foreign students seeking to study in the United States.

College Enrollment by Institution Type

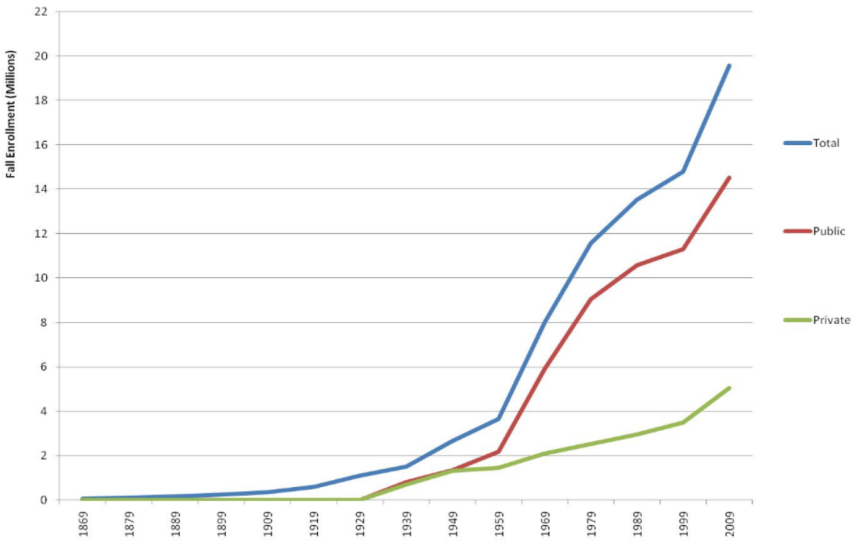

Source: U.S. Department of Education, NCES

Earning and Employment Potential. High school graduates are seeing the positive impact a college degree has on employment and lifetime earnings potential. With a college degree, a person is 25% less likely to be unemployed and on average will earn $1,000,000 more over their lifetime when compared to a person with only a high school diploma.

Earnings and Unemployment Rates by Educational Attainment

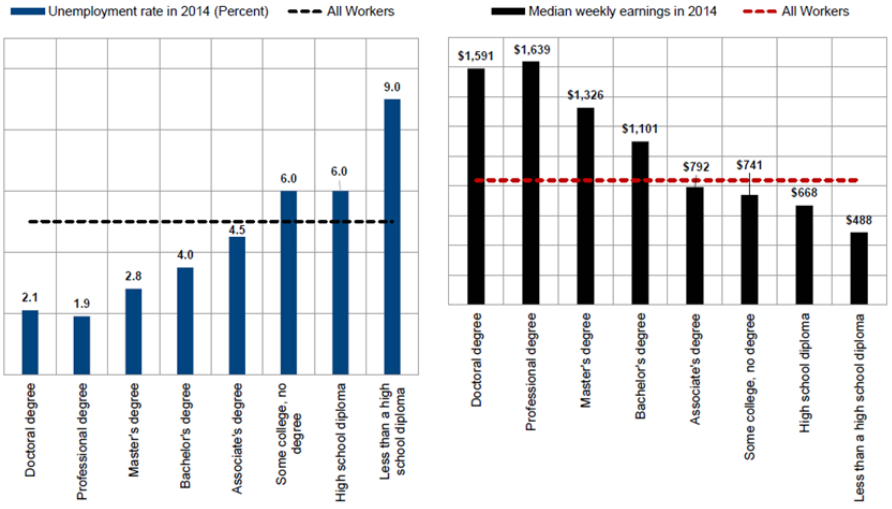

Sources: Axiometrics Inc., BLS

Shifting Student Population. Since 1978, the female enrollment at colleges and universities has exceeded the male student population. If the trend continues, the share will be 60/40 by the mid 2020's. This shift has forced owners of student housing to shift their focus to meet the specific expectations of the co-ed student population.

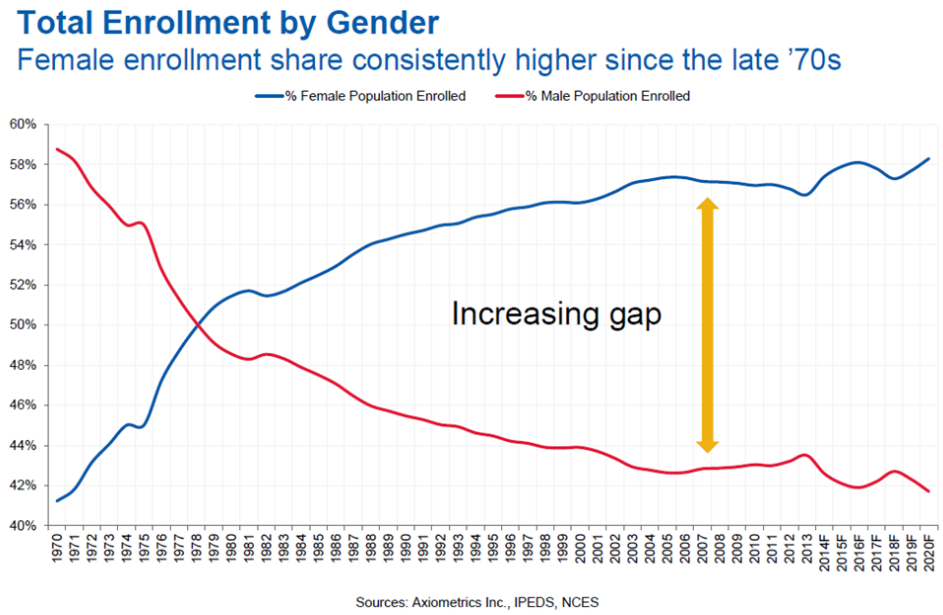

Availability and Allocation of Capital. The second factor driving demand for privately owned student housing is the budget constraints faced by the overwhelming majority of public and private universities. This chart tracks the average amount states are spending on higher education per $1,000 of personal income; in 2013-2014, it was almost half what it was in 1989-1990.

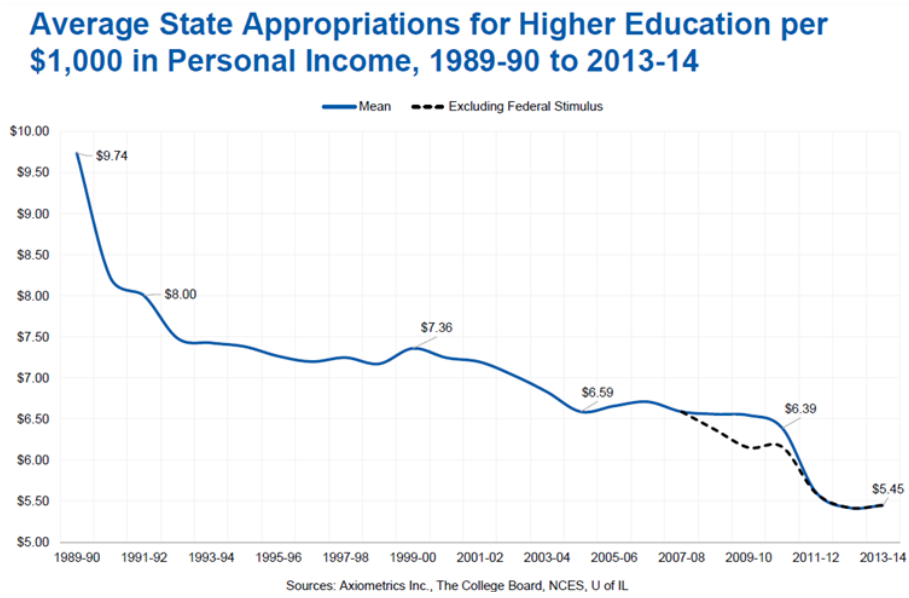

Supply and Demand. Even with the ongoing delivery of new university-owned housing, demand continues to keep pace or exceed new supply. This allows universities to increase rent and meal plan prices making the alternative of off-campus housing more attractive.

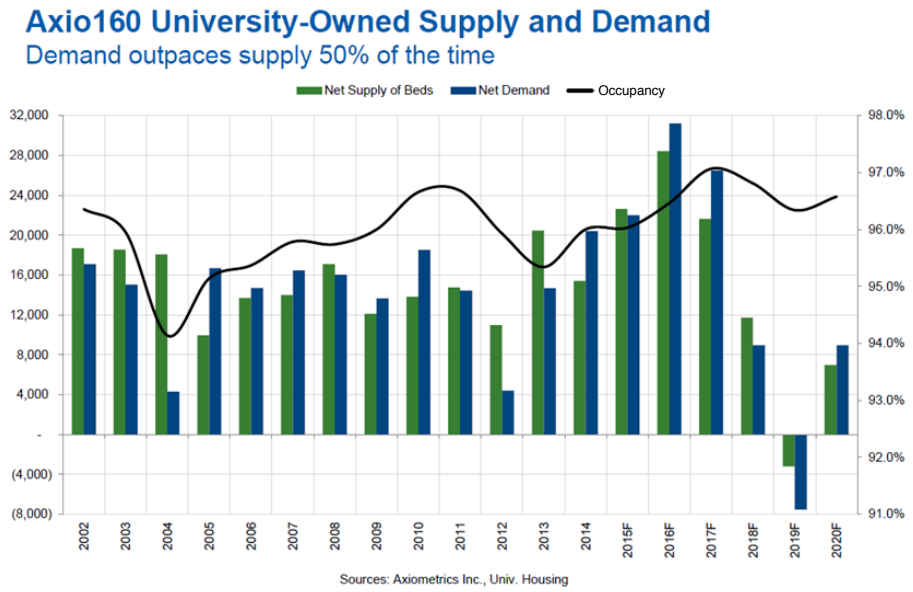

Other Factors Impacting the Demand for Student Housing. In addition to the drivers noted herein, the following factors also play a role in the demand for off-campus student housing.

- Functionality of existing on-campus dormitory space
- Lifestyle of incoming students
- Focus/commitment to education by today's students
- Growth in popularity of college and university communities by retiree's and new businesses

ApexOne Investment Thesis

- Multifamily real estate offers the most proven, consistent opportunity for risk adjusted returns in the real estate sector
- Be known for integrity, honesty and follow through in the real estate space and deliver on that promise each and every day
- Look for non-economic factors that can deliver and drive economic benefits
- Depth, not breadth; we only focus on the market segments we know best
- Ocean Views and Park Avenues are overrated
- Moderate leverage using long-term debt is cautiously applied
- Staged property improvements beginning with common areas and quality of life upgrades
- Capital Improvements are modeled utilizing Fund and JV equity as opposed to additional debt resulting in lower leveraged assets
- Nothing "opportunistic," no major rehab, and no development

Firm	Role
Bank of Texas	Banking & Escrow Agent
Weaver & Tidwell	Auditor & Tax Advisor
Fleming Financial	Third Party Administrator
Fishman Jackson	Fund Counsel

Partners*		
Berkadia	Behringer/Harvard	First Capital Advisors
Cushman & Wakefield	Balfour Beatty Communities	Rockstreet Partners
Asset Campus Housing	Crow Holdings	Hudson Partners
Peak Campus	Hawthorne Realty Partners	18 Capital Group
Alliance Residential	CBRE	Engineered Tax Service
ZRS (Zom Realty Services)	ARA Newmark	JLL
AXIOMetrics	Liberty Trust	National Financial Services

* This listing represents a partial list of vendors, property partners and JV partners that have worked or are currently working with ApexOne. These entities may or may not be Associated with the ApexOne Growth and Income Fund II. Please contact ApexOne for more information on those entities that will be a part of Fund II.

Benefits to Investors

Investors in the ApexOne Multifamily Growth and Income Fund II can benefit from:

- Supply and demand fundamentals, which are supportive of investing in the multifamily sector.
- Historically low interest rates and favorable financing terms at a time when basic multifamily investment fundamentals are showing continued strength.
- Investing through a fund manager with a solid track record whose principals have significant experience in the multifamily sector as investors, developers, operators and transaction specialists. They will review every aspect and decision related to the acquisition, finance and ongoing operations of the properties.
- The ability to co-invest with experienced institutional funds and private equity groups.

Gateway at Tempe, Arizona State University

Gateway at College Station, Texas A&M University

Summary of Terms

- **Maximum Size of Fund:** $100,000,000
- **Minimum Size to Launch Fund (Initial Closing)*:** $5,000,000
- **Target Fund Level Return:** Leveraged Annual Net IRR of 13%-15%
- **Preferred Annual Return:** 8%
- **Targeted Annual Cash on Cash Yield to Investors:** 7%-9% upon the Fund being fully invested
- **Distributions:** Monthly
- **Unit Cost:** $50,000 per unit with a minimum subscription amount of $250,000
- **Fund Term:** Five years with the option to extend for 2 consecutive 1 year extensions
- **Subscription Period:** Eighteen months from the Initial Closing with option to extend 6 months
- **Investment Period:** One year with option to extend 6 months
- **Maximum Amount of Equity per Property:** 20% of the Total Fund Commitments at such time that the Fund is fully subscribed
- **Investment Scale:** $5,000,000 to $80,000,000 project value ($1,250,000 to $20,000,000 equity)
- **Maximum Leverage Ratio:** 75% of the aggregate fair market value of the Fund assets
- **Reports:** The Manager will provide the following reports summarizing operations and investments:
  - **Monthly Investor Statement:** Provided to Investors each month, with their distribution, reviewing their capital account value, monthly and year to date distributions
  - **Quarterly Reports:** Unaudited financial statements, property performance updates, acquisition and disposition activity, review of the multifamily market and other news which might impact Fund strategy and performance
  - **Annual Audited Financial Statements:** Complete financial information audited by Weaver and Tidwell
  - **Earning Statements:** Federal and State K-1's
- **Cash Distributions from Operations and Capital Events:**
  - **Tier 1:** 8% Preferred Return to the Limited Partners
  - **Tier 2:** 100% Return of Capital to the Limited Partners
  - **Tier 3:** If IRR to Limited Partners is above 8%, then distributions are shared 80% to Limited Partners and 20% to the General Partner until the Limited Partners have received distributions that represent a 12% IRR
  - **Tier 4:** When the IRR exceeds 12% to the Limited Partners, distributions are shared 70% to the Limited Partners and 30% to the General Partner
- **Asset Management Fee:** 1.25% of aggregate Capital Contributions
- **Acquisition Fee:** Not to exceed 1% of the purchase price (the Fund will not pay more than 1% of the Funds equity investment with the balance of the fee coming from debt or the joint venture partner)
- **Organizational Expenses:** Approximately $500,000 (this includes legal fees, due diligence costs, accounting costs, printing and postage expenses, marketing of the offering and overhead directly allocable to the Offering)

*In the Private Placement Memorandum, the Minimum Subscription required for the Initial Closing was $10,000,000 but was reduced to $5,000,000 through an amendment which was unanimously approved by the Limited Partners. The reduced Initial Closing was approved to allow the Partnership to acquire its first property. Please see the Private Placement Memorandum for a full list of Fund terms.

Disclosures

An investment in the units of the ApexOne Growth and Income Fund II, LLC ("the Fund" or the "Offering") is speculative and risky. No assurance can be given that the Limited Partners will realize their investment objectives or will realize a substantial return (if any) on their investment. Investors should be able to bear the complete loss of their investment in the Fund. For this reason, each prospective subscriber for the Units should carefully read the Fund's Private Placement Memorandum ("PPM" or "Memorandum") and all Exhibits to the Memorandum. Each prospective subscriber should consult with his attorneys, accountants, and business advisors prior to making an investment in the Fund. Only qualified, eligible investors may invest in the Fund.

The Fund will invest in multifamily, residential real estate, which includes apartment and student housing. As such, investment in the Units does not constitute a diversified investment. The Fund intends to diversify its investments by investing in multiple multifamily residential properties throughout the United States. The Fund intends to hold approximately 20 properties with no single investment representing more than 20% of the Fund's total invested capital. Anticipated portfolio characteristics may differ from actual portfolio holdings. An inability to raise substantial funds in this Offering could also result in substantial limitations on the Fund's ability to achieve a diversified portfolio of assets.

Because this is a blind pool Offering, investors will not have the opportunity to evaluate investments before the Fund makes them, which makes an investment in Units more speculative. The investors must rely on the General Partner to manage the Fund and to make all investment decisions. There can be no assurances or guarantees that the Fund's investment objectives will be realized or the Fund's investment strategy will prove successful.

An investment in the Fund may be affected by a number of factors beyond the control of the General Partner that will affect the value of the Fund's investments. These include risks typically associated with investments in residential real estate that produce income such as increased vacancy rates, re-letting risk, or decreased rental rates, adverse changes in general economic conditions or local conditions that may reduce the demand for multifamily residential properties, changes in the demand for or supply of competing properties in an area, unanticipated holding costs, the availability and cost of necessary utilities and services, changes in real estate tax rates and other operating expenses, changes in governmental rules and fiscal policies, changes in zoning and other land use regulations, environmental risks such as mold contamination or environmental claims that could be made against the Fund, and natural disasters, most of which are not covered by insurance.

The Fund will operate in a highly competitive market for investment opportunities. The Fund's profitability depends, in large part, on the ability to acquire profitable investments. In doing so, the Fund will compete with numerous other entities and individuals engaged in real estate investment activities, many of which have greater financial, technical, marketing, and other resources than the Fund. Poor performance of the General Partner in selecting investments for the Fund, or poor performance of any investment, could adversely affect the profitability of the Fund and the overall return to the Limited Partners.

The Fund may make investments through a joint venture or co-investment arrangement. Such arrangements may be on terms that limit the Fund's ability to control the investments and to receive returns on those investments.

Adverse economic conditions may adversely affect the ability of the Fund to obtain financing. Unfavorable financing terms or the inability to obtain financing would adversely affect the operating results of the Fund. The high level of leverage on the properties increases the debt service risks and the likelihood of foreclosure. The Fund's borrowing of capital increases the risks of adverse effects on the Fund's financial condition.

The Investment Manager of the Fund has a limited operating history and track record upon which prospective investors may base an evaluation of its likely performance. Prospective investors should not rely on the past success of the General Partner's Affiliates. The success of the Fund is significantly dependent upon the expertise of certain investment or support personnel and any future unavailability of their services could have an adverse impact on the Partnership's performance. The General Partner and a majority of Limited Partners may agree to amend the Partnership Agreement, which could be adverse to some limited partners. It is impossible to predict accurately the results from an investment in the Partnership because of general risks associated with the complete reliance on the General Partner and its Affiliates to identify and negotiate the investments to be acquired by the Fund.

The proposed method of operation of the Fund creates certain inherent conflicts of interest among the Partnership, ApexOne, the General Partner and their Affiliates. The liability of the General Partner is limited. ApexOne and its Affiliates may compete with the Fund's investments and may provide services to the Partnership or Property Owners. The Fund may make direct investments in Affiliates of the General Partner. The General Partner may have conflicting fiduciary obligations with respect to the allocation of investment opportunities. The General Partner and its Affiliates will receive compensation and reimbursements. Certain compensation to the General Partner and its Affiliates has not been established by arms-length agreement. The Fund's and the General Partner's officers and agents will engage in other management activities. A single legal counsel will represent the Fund, the General Partner, ApexOne and their Affiliates.

The General Partner may have conflicting fiduciary obligations when making investments through a joint venture or co-investment with an Affiliate of the General Partner. These transactions may not be the result of arm's-length negotiations and may involve conflicts between the Partnership's interests and the interests of the General Partner and its Affiliates. The General Partner will use reasonable efforts to ensure that the terms and conditions of such transactions will be no more favorable to the Affiliate than could be obtained by arms-length negotiations with an independent third party.

An investment in the Fund is illiquid. No public or other market will develop for the Units. These securities are subject to restrictions on transferability and resale and may not be transferred or resold except as permitted under the Securities Act of 1933, as amended and the applicable State securities laws, pursuant to registration or exemption there from. Prospective investors should be aware that they will be required to bear the financial risks of any investment in these securities for an indefinite period of time.

Units of the Fund are offered without registration under any securities laws due to a reliance on an available exemption. Although, the Fund's offering documents are not reviewed or approved by federal or state regulators, the Fund must comply with a variety of legal and compliance requirements. Failure to comply with the requirements for a private offering exemption would adversely affect the Fund. Maintenance of an Investment Company Act exemption may impose limits on the Fund's operations, and if the Fund becomes subject to the Act, the Fund would likely be unable to continue its business.

To the extent Fund cash flow permits, the General Partner intends to make monthly distributions to the Limited Partners, however, the General Partner may reinvest all or a portion of proceeds received from Capital Events on or before December 31 2020, rather than using such proceeds to make distributions to the Limited Partners. Prospective investors should be aware that the sole source of cash from which the Fund will make cash distributions on the Units will be from revenues received from investments made by the Fund. No assurance can be made that the Fund will receive sufficient return on its investments to enable it to make any distributions to the Limited Partners.

Certain statements included in this presentation constitute "forward-looking statements" and are subject to a number of significant risks and uncertainties. Any such forward-looking statements contained herein should not be relied upon as predictions of future events. Certain such forward-looking statements can be identified by the use of forward-looking terminology such as "believes," "expects," "may," "will," "could" "would likely," "should," "seeks," "approximately," "intends," "plans," "estimates," "anticipates," "continue" or the negative thereof or other variations thereof or comparable terminology, or by discussions of strategy, plans or intentions. Such forward-looking statements are subject to numerous risks and are necessarily dependent on assumptions, data or methods that may be incorrect or imprecise and may not be realized. In that regard, actual results may differ materially from those in forward-looking statements. As a result of the foregoing, no assurances can be or are given as to future results of operations or financial condition of the Fund.

The Fund's investment approach has complex tax implications for investors. These ramifications should be reviewed carefully and applied to each investor's individual circumstances. The Fund may involve structures or strategies that may cause delays in important tax information being sent to investors. You should obtain investment and tax advice from your advisers before deciding to invest.

These materials (the "Presentation") have been provided for informational purposes only and neither constitutes the PPM of the Fund nor provide a comprehensive disclosure of both the terms of investment and risk disclosures associated with an investment in the Fund. This Presentation is not a complete summary of the terms of the Fund or the background information of persons associated with the Investment Manager and is qualified in its entirety by, and must be read in conjunction with, the more detailed information included in the Memorandum, the governing documents of the Fund, the Subscription Agreement of the Fund, the Form ADV of the Investment Manager, and other related documentation, copies of which may be obtained by contacting ApexOne at (713) 231-1421.

This Presentation, furnished on a confidential basis to the recipient, is neither an offer to sell nor a solicitation of any offer to buy any securities, investment products or investment advisory services, including units of the Fund. This presentation is not an advertisement and is not intended for public use or distribution and is intended exclusively for the use of the person to whom it has been delivered. An Offer may be made only by means of the PPM. This sales literature must be accompanied or preceded by that memorandum and read in conjunction therewith to fully understand the implications and risks of the securities to which it relates.

Although this Presentation has been prepared using public and private sources believed to be reliable, ApexOne makes no warranties or representations with respect to the accuracy or completeness of the information set forth herein. Examples of investment process, risk management, due diligence, portfolio diversification, position sizes, diversification, case studies, leverage, assessment of risk and similar information (together, the "Investment Program") are presented as general guidelines used for illustration purposes only and are subject to change without notice to investors at any time at the sole discretion of ApexOne. While ApexOne seeks to maintain high standards, the Investment Program is a dynamic process and may vary from one type of investment, lending platform, or time period to another. In addition, the composition and size of, and risks associated with, current or future investments of the Fund may differ substantially from examples set forth in this Presentation. Accordingly, actual implementation of the Investment Program may vary from the case study examples set forth in this Presentation.

UNITS IN THE FUND WILL NOT BE REGISTERED UNDER THE LAWS OF ANY JURISDICTION INCLUDING THE UNITED STATES SECURITIES ACT OF 1933, AS AMENDED OR THE UNITED STATES INVESTMENT COMPANY ACT OF 1940, AS AMENDED, THE LAWS OF ANY STATE OF THE UNITED STATES OR THE LAWS OF ANY FOREIGN JURISDICTION AND MAY NOT BE OFFERED OR SOLD WITHOUT COMPLIANCE TO APPLICABLE SECURITIES LAWS.

THIS PRESENTATION IS STRICTLY CONFIDENTIAL, INTENDED EXCLUSIVELY FOR USE BY THE RECIPIENT(S) AND IS INTENDED FOR QUALIFIED INSTITUTIONAL BUYERS ONLY. THESE MATERIALS MAY NOT BE REPRODUCED OR REDISTRIBUTED IN WHOLE OR IN PART NOR MAY ITS CONTENTS BE DISCLOSED TO ANY OTHER PERSONS INCLUDING RETAIL INVESTORS.

ApexOne Management Team

Jim A. Hearn (56) – Founder and Managing Partner of ApexOne Investment Partners, serves as Manager, Chairman and Chief Executive Officer of the Partnership and a Member of the Investment Committee for the Fund. Mr. Hearn focuses on Company and Partnership strategy, capital relationships and acquisitions.

J. Ernest Johnson (58) – Partner of ApexOne Investment Partners, serves as the General Manager of the Partnership, and a Member of the Investment Committee for the Fund. Mr. Johnson focuses on capital markets, Fund strategy, financial administration, and investor communications.

Tim Burns (50) – Partner of ApexOne Investment Partners, is the Executive Vice President, Manager and Chief Investment Officer of the Partnership. Tim is also the Director of Asset Management for the Fund and a Member of the Investment Committee. Mr. Burns focuses on Company and Partnership strategy, acquisitions, dispositions and asset management.

William Saul (63) – Partner of ApexOne Investment Partners, serves as Manager and Senior Vice President of the Partnership. Mr. Saul focuses on capital markets and investor communications for the Fund.

David Steele (40) – Partner and Senior Vice President of Acquisitions with ApexOne Investment Partners, serves as an Assistant Manager for the Partnership. Mr. Steele focuses on acquisitions, dispositions and asset management.

Craig McKenzie (48) – Senior Vice President of ApexOne Investment Partners, serves as Director of Portfolio Management for the ApexOne Growth & Income Funds. Mr. McKenzie will work directly with Mr. Burns on asset management and portfolio strategy.

Contacts

Ernest Johnson
Partner

713-231-1421 (direct)
713-417-6666 (cell)
713-784-8101 (fax)

EJohnson@ApexOneIP.com

ApexOne Investment Partners
2603 Augusta Drive, Suite 400
Houston, TX 77057

Jim Hearn
Founder and Managing Partner

713-231-1420 (direct)
713-254-6894 (cell)
713-784-8101 (fax)

JHearn@ApexOneIP.com

ApexOne
INVESTMENT PARTNERS

HOUSTON | CHICAGO | PHOENIX
WEST PALM BEACH

www.ApexOneIP.com

B16-071416